










Dear parents,

Below is a list of the skills we use in school to teach reading (their names, symbol and an explanation).

BOOKFLIX

 <p>Thought Talk</p> <p>Your child reads, then tells you what they're thinking as they read. Example: <u>Text:</u> The icy wind blew across the man's frown. <u>Child:</u> Icy means cold, so it must be cold weather and the man is frowning, so does this mean he is unhappy?</p>	 <p>Annotate</p> <p>As your child reads a text, they're asked to annotate it with ideas/ questions/ thoughts as per the previous skills. It might look a little messier than usual but we just tell ourselves it's a physical representation of their thought processes!</p>
 <p>Circle & Fix</p> <p>As your child reads the text, they will be writing on it (see 'Annotate'), as well as circling words that they don't know the meaning of. Once circled, we try to 'fix' the unknown word and we can use varying skills to do so such as think of a synonym, think of another word that'd fit etc. This teaches your child to stop and acknowledge that they don't understand the meaning of a word instead of reading over it.</p>	 <p>Snapshot</p> <p>This skill is really important as it is one that shows you how much your child has understood. After a few lines, ask them to draw about what they've read and explain it. As the text unfolds, their drawing might need adding to/ altering. It is important that they're only drawing what they can evidence from the text.</p>
 <p>I predict / wonder / ask questions</p> <p>As your child reads, they've been taught to think of predictions and ask themselves questions. <u>Text:</u> The young girl was beaming with pride and it wasn't the first time. <u>Child:</u> (writes) I predict she's won something as it says she is proud. I wonder what she's won? I wonder if it was a sporting event?</p>	 <p>Search for clues</p> <p>When your child is given a question, they can quickly go back through the text and look at their drawings and annotations to find clues to help them answer it (their notes act as signposts to the answers/ part of the text they need to be looking at).</p>
 <p>Links to me</p> <p>As your child reads, they make links from what they're reading to their own life experiences. <u>Text:</u> The crowd screamed with delight as the hero scored the winning goal. <u>Child:</u> This reminds me of the last time I went to see my team play and they won! I bet the fans feel so happy!</p>	 <p>Re-tell in 5</p> <p>Once your child has read a text, it is important that they can retell you what has happened in it. To ensure they focus on the most important and relevant parts, we ask your child to do this in 5 sentences. It is quite a skill, give it a go! 😊</p>
 <p>Links to world</p> <p>As your child reads, they will be asked to think of links between the text and the wider world around them (something they've seen on TV/ in a film/ someone else's experience they've heard of). <u>Text:</u> The country was deciding who would lead them and people were feeling anxious. <u>Child:</u> This reminds me of what I've heard people talking about with Trump and Boris Johnson.</p>	<p>We have built these skills over time and we practice them every day with many, varying texts. We have noticed that the children are becoming much more active in their reading! Over the next few weeks, it would be really useful if you were to discuss and use these skills when discussing texts and reading with your child 😊</p>